

STATEMENT OF APPROVED BUDGET, UTILIZATIONS, DISBURSEMENTS AND BALANCES

(For Off-Budgetary Funds)

As at the Quarter Ending March 31, 2024

Department : Department of Labor and Employment (DOLE)
 Agency/Entity : Technical Education and Skills Development Authority
 Region : ALL
 Division : ALL
 Operating Unit : ALL
 Fund Cluster : 06 - Business Related Funds
 (e.g. UACS Fund Cluster: 05-Internally Generated Funds and 06-Business Related Funds)





SUBMISSION OF AUDIT RECEIVED BY: *[Signature]*
 DATE: 08/08/24
 TIME: 10:21 AM


Particulars	UACS CODE	Approved Budget			Utilizations				Disbursements					Balances			
		Approved Budgeted Revenue	Adjustments (Reductions, Modifications/Augmentations)	Adjusted Budgeted Revenue	1st Quarter Ending March 31	2nd Quarter Ending June 30	3rd Quarter Ending September 30	4th Quarter Ending December 31	Total	1st Quarter Ending March 31	2nd Quarter Ending June 30	3rd Quarter Ending September 30	4th Quarter Ending December 31	Total	Unutilized Budget	Unpaid Obligations (10-15)=(17+18)	
																Due and Demandable	Not Yet Due and Demandable
1	2	3	4	5=[(3+(-)4)]	6	7	8	9	10=(6+7+8+9)	11	12	13	14	15=(11+12+13+14)	16=(5-10)	17	18
General Administration and Support	10000000000000	126,025,000.00	0.00	126,025,000.00	9,669,699.88	0.00	0.00	0.00	9,669,699.88	9,585,039.79	0.00	0.00	0.00	9,585,039.79	116,355,300.12	0.00	84,660.09
General Management and Supervision	10000010000100	126,025,000.00	0.00	126,025,000.00	9,669,699.88	0.00	0.00	0.00	9,669,699.88	9,585,039.79	0.00	0.00	0.00	9,585,039.79	116,355,300.12	0.00	84,660.09
PS		0.00	0.00	0.00	0.00	0.00	0.00	0.00	0.00	0.00	0.00	0.00	0.00	0.00	0.00	0.00	0.00
MOOE		125,965,000.00	0.00	125,965,000.00	9,610,849.88	0.00	0.00	0.00	9,610,849.88	9,585,039.79	0.00	0.00	0.00	9,585,039.79	116,354,150.12	0.00	25,810.09
FinEx (if Applicable)		0.00	0.00	0.00	0.00	0.00	0.00	0.00	0.00	0.00	0.00	0.00	0.00	0.00	0.00	0.00	0.00
CO		60,000.00	0.00	60,000.00	58,850.00	0.00	0.00	0.00	58,850.00	0.00	0.00	0.00	0.00	0.00	1,150.00	0.00	58,850.00
Sub-Total, General Administration and Support		126,025,000.00	0.00	126,025,000.00	9,669,699.88	0.00	0.00	0.00	9,669,699.88	9,585,039.79	0.00	0.00	0.00	9,585,039.79	116,355,300.12	0.00	84,660.09
PS		0.00	0.00	0.00	0.00	0.00	0.00	0.00	0.00	0.00	0.00	0.00	0.00	0.00	0.00	0.00	0.00
MOOE		125,965,000.00	0.00	125,965,000.00	9,610,849.88	0.00	0.00	0.00	9,610,849.88	9,585,039.79	0.00	0.00	0.00	9,585,039.79	116,354,150.12	0.00	25,810.09
FinEx (if Applicable)		0.00	0.00	0.00	0.00	0.00	0.00	0.00	0.00	0.00	0.00	0.00	0.00	0.00	0.00	0.00	0.00
CO		60,000.00	0.00	60,000.00	58,850.00	0.00	0.00	0.00	58,850.00	0.00	0.00	0.00	0.00	0.00	1,150.00	0.00	58,850.00
Operations	30000000000000	763,251,442.50	45,421,466.06	808,672,908.56	204,724,935.85	0.00	0.00	0.00	204,724,935.85	183,142,286.94	0.00	0.00	0.00	183,142,286.94	603,947,972.71	0.00	21,582,648.91
OO : Employability increased and / or enhanced	31000000000000	763,251,442.50	45,421,466.06	808,672,908.56	204,724,935.85	0.00	0.00	0.00	204,724,935.85	183,142,286.94	0.00	0.00	0.00	183,142,286.94	603,947,972.71	0.00	21,582,648.91
TECHNICAL EDUCATION AND SKILLS DEVELOPMENT POLICY PROGRAM	31010000000000	0.00	0.00	0.00	0.00	0.00	0.00	0.00	0.00	0.00	0.00	0.00	0.00	0.00	0.00	0.00	0.00
Formulation of Technical Education and Skills Development Policies, Plans and Programs	31010010000100	0.00	0.00	0.00	0.00	0.00	0.00	0.00	0.00	0.00	0.00	0.00	0.00	0.00	0.00	0.00	0.00
PS		5,000,000.00	0.00	5,000,000.00	797,314.25	0.00	0.00	0.00	797,314.25	797,314.25	0.00	0.00	0.00	797,314.25	4,202,685.75	0.00	0.00
MOOE		696,394,835.16	42,555,666.06	738,950,501.22	199,912,108.60	0.00	0.00	0.00	199,912,108.60	180,742,824.09	0.00	0.00	0.00	180,742,824.09	539,038,392.62	0.00	19,169,284.51
FinEx (if Applicable)		0.00	0.00	0.00	0.00	0.00	0.00	0.00	0.00	0.00	0.00	0.00	0.00	0.00	0.00	0.00	0.00
CO		61,856,607.34	2,865,800.00	64,722,407.34	4,015,513.00	0.00	0.00	0.00	4,015,513.00	1,602,148.60	0.00	0.00	0.00	1,602,148.60	60,706,894.34	0.00	2,413,364.40
TECHNICAL EDUCATION AND SKILLS DEVELOPMENT REGULATORY PROGRAM	31020000000000	1,128,943.87	0.00	1,128,943.87	1,128,943.87	0.00	0.00	0.00	1,128,943.87	1,128,943.87	0.00	0.00	0.00	1,128,943.87	0.00	0.00	0.00
Development, Implementation, Monitoring and Evaluation of Quality Assurance for Technical Education and Skills Development Provision	31020010000100	1,128,943.87	0.00	1,128,943.87	1,128,943.87	0.00	0.00	0.00	1,128,943.87	1,128,943.87	0.00	0.00	0.00	1,128,943.87	0.00	0.00	0.00
PS		5,000,000.00	0.00	5,000,000.00	797,314.25	0.00	0.00	0.00	797,314.25	797,314.25	0.00	0.00	0.00	797,314.25	4,202,685.75	0.00	0.00
MOOE		696,394,835.16	42,555,666.06	738,950,501.22	199,912,108.60	0.00	0.00	0.00	199,912,108.60	180,742,824.09	0.00	0.00	0.00	180,742,824.09	539,038,392.62	0.00	19,169,284.51
FinEx (if Applicable)		0.00	0.00	0.00	0.00	0.00	0.00	0.00	0.00	0.00	0.00	0.00	0.00	0.00	0.00	0.00	0.00
CO		61,856,607.34	2,865,800.00	64,722,407.34	4,015,513.00	0.00	0.00	0.00	4,015,513.00	1,602,148.60	0.00	0.00	0.00	1,602,148.60	60,706,894.34	0.00	2,413,364.40
TECHNICAL EDUCATION AND SKILLS DEVELOPMENT PROGRAM	31030000000000	762,122,498.63	45,421,466.06	807,543,964.69	203,595,991.98	0.00	0.00	0.00	203,595,991.98	182,013,343.07	0.00	0.00	0.00	182,013,343.07	603,947,972.71	0.00	21,582,648.91

Department : Department of Labor and Employment (DOLE)
 Agency/Entity : Technical Education and Skills Development Authority
 Region : ALL
 Division : ALL
 Operating Unit : ALL
 Fund Cluster : 06 - Business Related Funds
 (e.g. UACS Fund Cluster: 05-Internally Generated Funds and 06-Business Related Funds)

Particulars	UACS CODE	Approved Budget			Utilizations					Disbursements					Balances		
		Approved Budgeted Revenue	Adjustments (Reductions, Modifications/ Augmentations)	Adjusted Budgeted Revenue	1st Quarter Ending March 31	2nd Quarter Ending June 30	3rd Quarter Ending September 30	4th Quarter Ending December 31	Total	1st Quarter Ending March 31	2nd Quarter Ending June 30	3rd Quarter Ending September 30	4th Quarter Ending December 31	Total	Unutilized Budget	Unpaid Obligations (10-15)=(17+18)	
																Due and Demandable	Not Yet Due and Demandable
1	2	3	4	5=[(3+(-)4)]	6	7	8	9	10=(6+7+8+9)	11	12	13	14	15=(11+12+13+14)	16=(5-10)	17	18
Promotion, Development and Implementation of Quality Technical Education and Skills Development Programs	310300100001000	628,551,332.12	41,258,909.23	669,810,241.35	182,731,718.11	0.00	0.00	0.00	182,731,718.11	169,810,581.01	0.00	0.00	0.00	169,810,581.01	487,078,523.24	0.00	12,921,137.10
PS		5,000,000.00	0.00	5,000,000.00	797,314.25	0.00	0.00	0.00	797,314.25	797,314.25	0.00	0.00	0.00	797,314.25	4,202,685.75	0.00	0.00
MOOE		696,394,835.16	42,555,666.06	738,950,501.22	199,912,108.60	0.00	0.00	0.00	199,912,108.60	180,742,824.09	0.00	0.00	0.00	180,742,824.09	539,038,392.62	0.00	19,169,284.51
FinEx (if Applicable)		0.00	0.00	0.00	0.00	0.00	0.00	0.00	0.00	0.00	0.00	0.00	0.00	0.00	0.00	0.00	0.00
CO		61,856,607.34	2,865,800.00	64,722,407.34	4,015,513.00	0.00	0.00	0.00	4,015,513.00	1,602,148.60	0.00	0.00	0.00	1,602,148.60	60,706,894.34	0.00	2,413,364.40
Promotion, Development, Implementation, Monitoring, and Evaluation of Technical Education and Skills Development Scholarship and Student Assistance	310300100002000	133,571,166.51	4,162,556.83	137,733,723.34	20,864,273.87	0.00	0.00	0.00	20,864,273.87	12,202,762.06	0.00	0.00	0.00	12,202,762.06	116,869,449.47	0.00	21,582,648.91
PS		5,000,000.00	0.00	5,000,000.00	797,314.25	0.00	0.00	0.00	797,314.25	797,314.25	0.00	0.00	0.00	797,314.25	4,202,685.75	0.00	0.00
MOOE		696,394,835.16	42,555,666.06	738,950,501.22	199,912,108.60	0.00	0.00	0.00	199,912,108.60	180,742,824.09	0.00	0.00	0.00	180,742,824.09	539,038,392.62	0.00	19,169,284.51
FinEx (if Applicable)		0.00	0.00	0.00	0.00	0.00	0.00	0.00	0.00	0.00	0.00	0.00	0.00	0.00	0.00	0.00	0.00
CO		61,856,607.34	2,865,800.00	64,722,407.34	4,015,513.00	0.00	0.00	0.00	4,015,513.00	1,602,148.60	0.00	0.00	0.00	1,602,148.60	60,706,894.34	0.00	2,413,364.40
Sub-Total, Operations		763,251,442.50	45,421,466.06	808,672,908.56	204,724,935.85	0.00	0.00	0.00	204,724,935.85	183,142,286.94	0.00	0.00	0.00	183,142,286.94	603,947,972.71	0.00	21,582,648.91
PS		5,000,000.00	0.00	5,000,000.00	797,314.25	0.00	0.00	0.00	797,314.25	797,314.25	0.00	0.00	0.00	797,314.25	4,202,685.75	0.00	0.00
MOOE		696,394,835.16	42,555,666.06	738,950,501.22	199,912,108.60	0.00	0.00	0.00	199,912,108.60	180,742,824.09	0.00	0.00	0.00	180,742,824.09	539,038,392.62	0.00	19,169,284.51
FinEx (if Applicable)		0.00	0.00	0.00	0.00	0.00	0.00	0.00	0.00	0.00	0.00	0.00	0.00	0.00	0.00	0.00	0.00
CO		61,856,607.34	2,865,800.00	64,722,407.34	4,015,513.00	0.00	0.00	0.00	4,015,513.00	1,602,148.60	0.00	0.00	0.00	1,602,148.60	60,706,894.34	0.00	2,413,364.40
GRAND TOTAL		889,276,442.50	45,421,466.06	934,697,908.56	214,394,635.73	0.00	0.00	0.00	214,394,635.73	192,727,326.73	0.00	0.00	0.00	192,727,326.73	720,303,272.83	0.00	21,667,309.00
PS		5,000,000.00	0.00	5,000,000.00	797,314.25	0.00	0.00	0.00	797,314.25	797,314.25	0.00	0.00	0.00	797,314.25	4,202,685.75	0.00	0.00
MOOE		822,359,835.16	42,555,666.06	864,915,501.22	209,522,958.48	0.00	0.00	0.00	209,522,958.48	190,327,863.88	0.00	0.00	0.00	190,327,863.88	655,392,542.74	0.00	19,195,094.60
FinEx (if Applicable)		0.00	0.00	0.00	0.00	0.00	0.00	0.00	0.00	0.00	0.00	0.00	0.00	0.00	0.00	0.00	0.00
CO		61,916,607.34	2,865,800.00	64,782,407.34	4,074,363.00	0.00	0.00	0.00	4,074,363.00	1,602,148.60	0.00	0.00	0.00	1,602,148.60	60,708,044.34	0.00	2,472,214.40

Certified Correct:

 GARRIEL M. SAUGON
 Chief Accountant, Accounting Division

Recommending Approval By:

 MA. MAGDALENA P. BUTAD
 Director IV, FMS

Approved By:

 VIDAL D. MANSUETA III
 Officer-in-Charge, TESDA
 DDG for TESDO